

# WHAT IS M2D2? — Your Innovation Sourcing Partner

An Incubator Program for promising Medical Device and Biotech Startups

3 Facilities:

- 15,000 square-foot private lab facility | UMass Lowell campus
- 11,000 square-foot shared lab facility | UMass Lowell Innovation Building
- 5,000 square-foot shared lab facility | UMass Medical School campus

*(No affiliation with UMass required)*

- Infrastructure includes equipment & resources
- Administrative support
- Lab personnel support
- Lab operations support
- Mentoring & Office hours with funders; subject matter experts
- Assistance with federal grant programs
- Core research facilities at UMass Lowell and UMass Medical School

**Massachusetts**  
LIFE SCIENCES CENTER

FOUNDING PARTNER



# The \$200K Challenge

## A Global Medical Device & Biotech Competition

- Annually, M2D2 conducts a global competition where scores of entries are received from entrepreneurs and inventors looking to advance their novel technologies.
- The call for applications is based on needs statements provided by M2D2 corporate partners.
- The highlight of M2D2's annual programming calendar is the pitch-off every March where the 15 finalists from this program pitch their business plans to a panel of judges and an audience of 200+ people.



**Collaborate to  
identify the next  
game changing  
innovation**

### M2D2 \$200K Challenge 2013-2024

Year	# Corporate Sponsors	# Applicants	\$ Funds awarded
2013	1	8	\$25K
2014	2	52	\$50K
2015	4	64	\$100K
2016	6	71	\$100K
2017	6	87	\$100K
2018	7	113	\$200K
2019	9	143	\$200K
2020	12	175	\$250K
2021	14	173	\$275K
2022	16	148	\$275K
2023	11	192	\$275K
2024	12	171	\$275K

# UMass Center for Advancing Point-of-Care Technologies

## 23 Innovations Funded to Date

2018 - Inaugural Awards 2 innovations funded

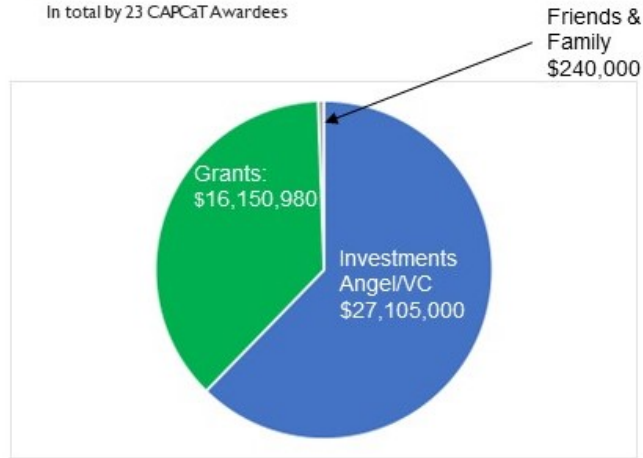


**Totals**

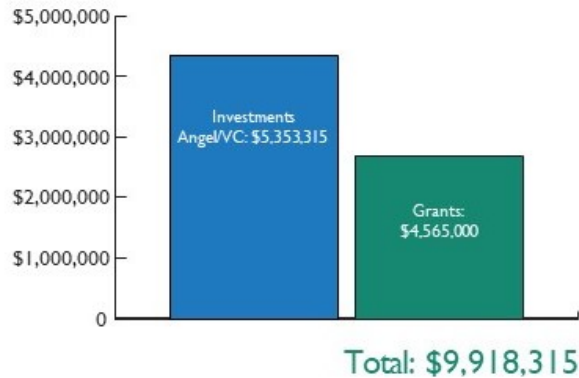
Applications Received	Finalists	Innovations Funded
441	89	23

## \$43,495,980 Raised

In total by 23 CAPCaT Awardees

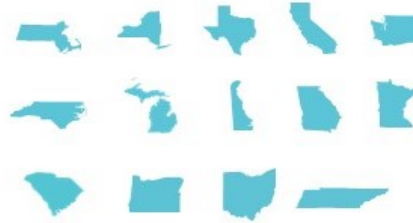


## Post-Award Funding



## 14 States

Represented & Worked in by CAPCaT Awardees



## 18 Academic Institutions

Represented by CAPCaT Awardees



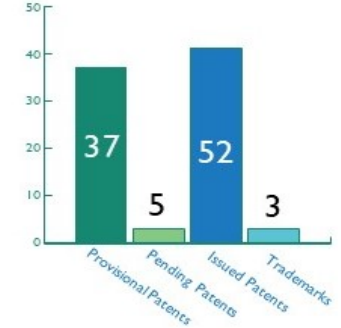
## 6 Countries

Represented & Worked in by CAPCaT Awardees



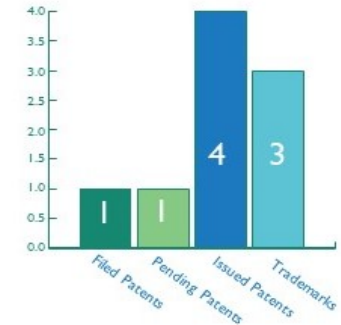
## 97 IP - Patent Portfolio

Our 23 awardees hold a total of:



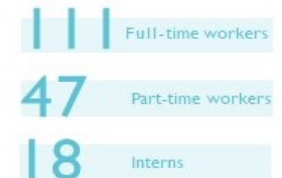
## 9 IP Generated Post Award

IP generated by awardees post award:



## Growing the Innovation "orkforce

In total our 18 CAPCaT awardees employ:



*A few of our*

# Major Corporate Sponsors

Johnson & Johnson  
MedTech

AMGEN

HOLOGIC<sup>®</sup>  
The Science of Sure

argenta:advisors<sup>™</sup>  
Life Science Reimbursement Consulting

TRIUMVIRATE  
ENVIRONMENTAL

  
novo nordisk<sup>®</sup>

  
ASAHI  
INTECC

 MPR

Waters  
THE SCIENCE OF WHAT'S POSSIBLE.<sup>®</sup>

Massachusetts  
LIFE SCIENCES CENTER

Boston  
Scientific

 SAREPTA  
THERAPEUTICS

RQMIS INC.

M  
MINTZ

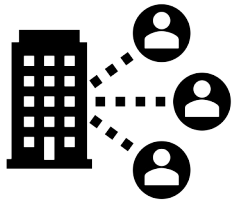


# IMPACT METRICS TO DATE

## APRIL 2024

### Cohort-based Accelerator Program

12-week cycles / 10 startups per cycle



602

Workforce  
Size



79%

Founder  
Diversity



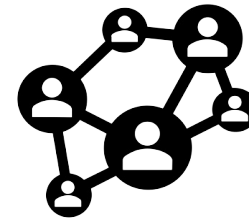
381

IP Filings



80

Startups  
Supported



2,863

Strategic  
Connections



\$36.2 Million

Post-Program  
Funding



9

FDA  
Clearances